



Search for bosonic stop decays in R-parity violating supersymmetry in e^+p collisions at HERA

H1 Collaboration

A. Aktas^k, V. Andreev^{aa}, T. Anthonis^d, A. Asmone^{ah}, A. Babaev^z, S. Backovic^{al}, J. Bähr^{al}, P. Baranov^{aa}, E. Barrelet^{ae}, W. Bartel^k, S. Baumgartner^{am}, J. Becker^{an}, M. Beckingham^v, O. Behnkeⁿ, O. Behrendt^h, A. Belousov^{aa}, Ch. Berger^a, N. Berger^{am}, T. Berndt^o, J.C. Bizot^{ac}, J. Böhme^k, M.-O. Boenig^h, V. Boudry^{ad}, J. Bracinik^{ab}, V. Brisson^{ac}, H.-B. Bröker^b, D.P. Brown^k, D. Bruncko^q, F.W. Büsler^l, A. Bunyatyan^{m,ak}, G. Buschhorn^{ab}, L. Bystritskaya^z, A.J. Campbell^k, S. Caron^a, F. Cassol-Brunner^w, K. Cerny^{ag}, V. Chekelian^{ab}, J.G. Contreras^x, Y.R. Coppens^c, J.A. Coughlan^f, B.E. Cox^v, G. Cozzika^j, J. Cvach^{af}, J.B. Dainton^s, W.D. Dau^p, K. Daum^{aj.13}, B. Delcourt^{ac}, R. Demirchyan^{ak}, A. De Roeck^{k,16}, K. Desch^l, E.A. De Wolf^d, C. Diaconu^w, J. Dingfelderⁿ, V. Dodonov^m, A. Dubak^{ab}, C. Duprel^b, G. Eckerlin^k, V. Efremenko^z, S. Egli^{ai}, R. Eichler^{ai}, F. Eiseleⁿ, M. Ellerbrockⁿ, E. Elsen^k, M. Erdmann^{k,14}, W. Erdmann^{am}, P.J.W. Faulkner^c, L. Favart^d, A. Fedotov^z, R. Felst^k, J. Ferencei^k, M. Fleischer^k, P. Fleischmann^k, Y.H. Fleming^k, G. Flucke^k, G. Flügge^b, A. Fomenko^{aa}, I. Foresti^{an}, J. Formánek^{ag}, G. Franke^k, G. Frising^a, E. Gabathuler^s, K. Gabathuler^{ai}, E. Garutti^k, J. Garvey^c, J. Gayler^k, R. Gerhards^{k,8}, C. Gerlichⁿ, S. Ghazaryan^{ak}, S. Ginzburgskaya^z, L. Goerlich^g, N. Gogitidze^{aa}, S. Gorbounov^{al}, C. Grab^{am}, H. Grässler^b, T. Greenshaw^s, M. Gregori^t, G. Grindhammer^{ab}, C. Gwilliam^v, D. Haidt^k, L. Hajduk^g, J. Hallerⁿ, M. Hansson^u, G. Heinzlmann^l, R.C.W. Henderson^r, H. Henschel^{al}, O. Henshaw^c, G. Herrera^y, I. Herynek^{af}, R.-D. Heuer^l, M. Hildebrandt^{ai}, K.H. Hiller^{al}, P. Höting^b, D. Hoffmann^w, R. Horisberger^{ai}, A. Hovhannisyan^{ak}, M. Ibbotson^v, M. Ismail^v, M. Jacquet^{ac}, L. Janauschek^{ab}, X. Janssen^k, V. Jemanov^l, L. Jönsson^u, D.P. Johnson^d, H. Jung^{u,k}, D. Kant^t, M. Kapichineⁱ, M. Karlsson^u, J. Katzy^k, N. Keller^{an}, J. Kennedy^s, I.R. Kenyon^c, C. Kiesling^{ab}, M. Klein^{al}, C. Kleinwort^k, T. Klimkovich^k, T. Kluge^a, G. Knies^k, A. Knutsson^u, B. Koblitz^{ab}, V. Korbel^k, P. Kostka^{al}, R. Koutouev^m, A. Kropivnitskaya^z, J. Kroseberg^{an}, K. Krüger^o, J. Kückens^k, T. Kuhr^k,

M.P.J. Landon^t, W. Lange^{al}, T. Laštovička^{al,ag}, P. Laycock^s, A. Lebedev^{aa},
 B. Leißner^a, R. Lemrani^k, V. Lendermann^o, S. Levonian^k, L. Lindfeld^{an}, K. Lipka^{al},
 B. List^{am}, E. Lobodzinska^{al,g}, N. Loktionova^{aa}, R. Lopez-Fernandez^k, V. Lubimov^z,
 H. Lueders^l, D. Lüke^{h,k}, T. Lux^l, L. Lytkin^m, A. Makankineⁱ, N. Malden^v,
 E. Malinovski^{aa}, S. Mangano^{am}, P. Marage^d, J. Marksⁿ, R. Marshall^v,
 M. Martisikova^k, H.-U. Martyn^a, S.J. Maxfield^s, D. Meer^{am}, A. Mehta^s, K. Meier^o,
 A.B. Meyer^l, H. Meyer^{aj}, J. Meyer^k, S. Mikocki^g, I. Milcewicz-Mika^g, D. Milstead^s,
 A. Mohamed^s, F. Moreau^{ad}, A. Morozovⁱ, I. Morozovⁱ, J.V. Morris^f, M.U. Mozerⁿ,
 K. Müller^{an}, P. Murín^{q,15}, V. Nagovizin^z, K. Nankov^k, B. Naroska^l, J. Naumann^h,
 Th. Naumann^{al}, P.R. Newman^c, C. Niebuhr^k, A. Nikiforov^{ab}, D. Nikitinⁱ, G. Nowak^g,
 M. Nozicka^{ag}, R. Oganezov^{ak}, B. Olivier^k, J.E. Olsson^k, G. Ossoskovⁱ, D. Ozerov^z,
 A. Paramonov^z, C. Pascaud^{ac}, G.D. Patel^s, M. Peez^{ad}, E. Perez^j, A. Perieanu^k,
 A. Petrukhin^z, D. Pitzl^k, R. Plačákytė^{ab}, R. Pöschl^k, B. Portheault^{ac}, B. Povh^m,
 N. Raicevic^{al}, P. Reimer^{af}, B. Reisert^{ab}, A. Rimmer^s, C. Risler^{ab}, E. Rizvi^c,
 P. Robmann^{an}, B. Roland^d, R. Roosen^d, A. Rostovtsev^z, Z. Rurikova^{ab}, S. Rusakov^{aa},
 K. Rybicki^{g,*}, D.P.C. Sankey^f, E. Sauvan^w, S. Schätzelⁿ, J. Scheins^k, F.-P. Schilling^k,
 P. Schleper^k, S. Schmidt^{ab}, S. Schmitt^{an}, M. Schneider^w, L. Schoeffel^j, A. Schöning^{am},
 V. Schröder^k, H.-C. Schultz-Coulon^o, C. Schwanenberger^k, K. Sedlák^{af}, F. Sefkow^k,
 I. Sheviakov^{aa}, L.N. Shtarkov^{aa}, Y. Sirois^{ad}, T. Sloan^r, P. Smirnov^{aa}, Y. Soloviev^{aa},
 D. South^k, V. Spaskovⁱ, A. Specka^{ad}, H. Spitzer^l, R. Stamen^k, B. Stella^{ah}, J. Stiewe^o,
 I. Strauch^k, U. Straumann^{an}, V. Tchoulakovⁱ, G. Thompson^t, P.D. Thompson^c,
 F. Tomasz^o, D. Traynor^t, P. Truöl^{an}, G. Tsipolitis^{k,12}, I. Tsurin^{al}, J. Turnau^g,
 E. Tzamariudaki^{ab}, A. Uraev^z, M. Urban^{an}, A. Usik^{aa}, D. Utkin^z, S. Valkár^{ag},
 A. Valkárová^{ag}, C. Vallée^w, P. Van Mechelen^d, N. Van Remortel^d, A. Vargas Trevino^h,
 Y. Vazdik^{aa}, C. Veelken^s, A. Vest^a, S. Vinokurova^k, V. Volchinski^{ak}, K. Wacker^h,
 J. Wagner^k, G. Weber^l, R. Weber^{am}, D. Wegener^h, C. Wernerⁿ, N. Werner^{an},
 M. Wessels^a, B. Wessling^l, G.-G. Winter^k, Ch. Wissing^h, E.-E. Woehrling^c, R. Wolfⁿ,
 E. Wunsch^k, S. Xella^{an}, W. Yan^k, V. Yeganov^{ak}, J. Žáček^{ag}, J. Zálešák^{af}, Z. Zhang^{ac},
 A. Zhelezov^z, A. Zhokin^z, H. Zohrabyan^{ak}, F. Zomer^{ac}

^a I. Physikalisches Institut der RWTH, Aachen, Germany¹

^b III. Physikalisches Institut der RWTH, Aachen, Germany¹

^c School of Physics and Astronomy, University of Birmingham, Birmingham, UK²

^d Inter-University Institute for High Energies ULB-VUB, Brussels, Belgium³

^e Universiteit Antwerpen, Antwerpen, Belgium³

^f Rutherford Appleton Laboratory, Chilton, Didcot, UK²

^g Institute for Nuclear Physics, Cracow, Poland⁴

^h Institut für Physik, Universität Dortmund, Dortmund, Germany¹

ⁱ Joint Institute for Nuclear Research, Dubna, Russia

^j CEA, DSM/DAPNIA, CE-Saclay, Gif-sur-Yvette, France

^k DESY, Hamburg, Germany

^l Institut für Experimentalphysik, Universität Hamburg, Hamburg, Germany¹

- ^m Max-Planck-Institut für Kernphysik, Heidelberg, Germany
ⁿ Physikalisches Institut, Universität Heidelberg, Heidelberg, Germany ¹
^o Kirchhoff-Institut für Physik, Universität Heidelberg, Heidelberg, Germany ¹
^p Institut für Experimentelle und Angewandte Physik, Universität Kiel, Kiel, Germany
^q Institute of Experimental Physics, Slovak Academy of Sciences, Košice, Slovak Republic ^{5,6}
^r Department of Physics, University of Lancaster, Lancaster, UK ²
^s Department of Physics, University of Liverpool, Liverpool, UK ²
^t Queen Mary and Westfield College, London, UK ²
^u Physics Department, University of Lund, Lund, Sweden ⁷
^v Physics Department, University of Manchester, Manchester, UK ²
^w CPPM, CNRS/IN2P3, Université Méditerranée, Marseille, France
^x Departamento de Física Aplicada, CINVESTAV, Mérida, Yucatán, México ¹⁰
^y Departamento de Física, CINVESTAV, México ¹⁰
^z Institute for Theoretical and Experimental Physics, Moscow, Russia ¹¹
^{aa} Lebedev Physical Institute, Moscow, Russia ⁵
^{ab} Max-Planck-Institut für Physik, München, Germany
^{ac} LAL, Université de Paris-Sud, IN2P3-CNRS, Orsay, France
^{ad} LLR, Ecole Polytechnique, IN2P3-CNRS, Palaiseau, France
^{ae} LPNHE, Universités Paris VI and VII, IN2P3-CNRS, Paris, France
^{af} Institute of Physics, Academy of Sciences of the Czech Republic, Praha, Czech Republic ^{5,8}
^{ag} Faculty of Mathematics and Physics, Charles University, Praha, Czech Republic ^{5,8}
^{ah} Dipartimento di Fisica Università di Roma Tre and INFN Roma 3, Roma, Italy
^{ai} Paul Scherrer Institut, Villigen, Switzerland
^{aj} Fachbereich Physik, Bergische Universität Gesamthochschule Wuppertal, Wuppertal, Germany
^{ak} Yerevan Physics Institute, Yerevan, Armenia
^{al} DESY, Zeuthen, Germany
^{am} Institut für Teilchenphysik, ETH, Zürich, Switzerland ⁹
^{an} Physik-Institut der Universität Zürich, Zürich, Switzerland ⁹

Received 24 May 2003; accepted 17 August 2004

Available online 26 August 2004

E-mail address: newmanpr@mail.desy.de (P.R. Newman).

¹ Supported by the Bundesministerium für Bildung und Forschung, FRG, under contract numbers 05 H1 1GUA /1, 05 H1 1PAA /1, 05 H1 1PAB /9, 05 H1 1PEA /6, 05 H1 1VHA /7 and 05 H1 1VHB /5.

² Supported by the UK Particle Physics and Astronomy Research Council, and formerly by the UK Science and Engineering Research Council.

³ Supported by FNRS-FWO-Vlaanderen, IISN-IKW and IWT and by Interuniversity Attraction Poles Programme, Belgian Science Policy.

⁴ Partially Supported by the Polish State Committee for Scientific Research, SPUB/DESY/P003/DZ 118/2003/2005.

⁵ Supported by the Deutsche Forschungsgemeinschaft.

⁶ Supported by VEGA SR grant No. 2/1169/2001.

⁷ Supported by the Swedish Natural Science Research Council.

⁸ Supported by the Ministry of Education of the Czech Republic under the projects INGO-LA116/2000 and LN00A006, by GAUK grant No. 173/2000.

⁹ Supported by the Swiss National Science Foundation.

¹⁰ Supported by CONACYT, México, grant 400073-F.

¹¹ Partially Supported by Russian Foundation for Basic Research, grant No. 00-15-96584.

¹² Also at Physics Department, National Technical University, Zografou Campus, GR-15773 Athens, Greece.

¹³ Also at Rechenzentrum, Bergische Universität Gesamthochschule Wuppertal, Germany.

¹⁴ Also at Institut für Experimentelle Kernphysik, Universität Karlsruhe, Karlsruhe, Germany.

¹⁵ Also at University of P.J. Šafárik, Košice, Slovak Republic.

¹⁶ Also at CERN, Geneva, Switzerland.

‡ Deceased.

Editor: W.-D. Schlatter

Abstract

A search for scalar top quarks in R-parity violating supersymmetry is performed in e^+p collisions at HERA using the H1 detector. The data, taken at $\sqrt{s} = 319$ GeV and 301 GeV, correspond to an integrated luminosity of 106 pb^{-1} . The resonant production of scalar top quarks \tilde{t} in positron quark fusion via an R-parity violating Yukawa coupling λ' is considered with the subsequent bosonic stop decay $\tilde{t} \rightarrow \tilde{b}W$. The R-parity violating decay of the sbottom quark $\tilde{b} \rightarrow d\bar{\nu}_e$ and leptonic and hadronic W decays are considered. No evidence for stop production is found in the search for bosonic stop decays nor in a search for the direct R-parity violating decay $\tilde{t} \rightarrow e q$. Mass dependent limits on λ' are obtained in the framework of the minimal supersymmetric Standard Model. Stop quarks with masses up to 275 GeV can be excluded at the 95% confidence level for a Yukawa coupling of electromagnetic strength.

© 2004 Elsevier B.V. All rights reserved.

1. Introduction

Deep inelastic collisions at HERA are ideally suited to the search for new particles coupling to an electron–quark pair.¹⁸ Such particles include squarks (\tilde{q}), the scalar supersymmetric (SUSY) partners of quarks, in models with R-parity violation (\mathcal{R}_p) [1]. In most scenarios the squarks of the third generation, stop (\tilde{t}) and sbottom (\tilde{b}), are the lightest squarks. In the present analysis we focus on resonant stop quark production in $e q$ -fusion which proceeds via an \mathcal{R}_p coupling λ' . We investigate SUSY scenarios in which the sbottom mass is smaller than the stop mass, $M_{\tilde{b}} < M_{\tilde{t}}$, which are complementary to previous \mathcal{R}_p SUSY searches for squark production by H1 [2,3]. This study is particularly interesting following the observation of events with isolated electrons or muons and missing transverse momentum [4]. The dominant Standard Model (SM) source for such events is the production of real W bosons. Some of these events have a hadronic final state with large transverse momentum and are not typical of SM W production. These striking events may indicate a production mechanism involving processes beyond the Standard Model, such as the production of a scalar top quark and its decays as proposed in [5].

In this Letter a search is presented for stop quarks which are produced resonantly, $e^+q \xrightarrow{\lambda'} \tilde{t}$. Of particular interest is the bosonic decay $\tilde{t} \rightarrow \tilde{b}W$, where the

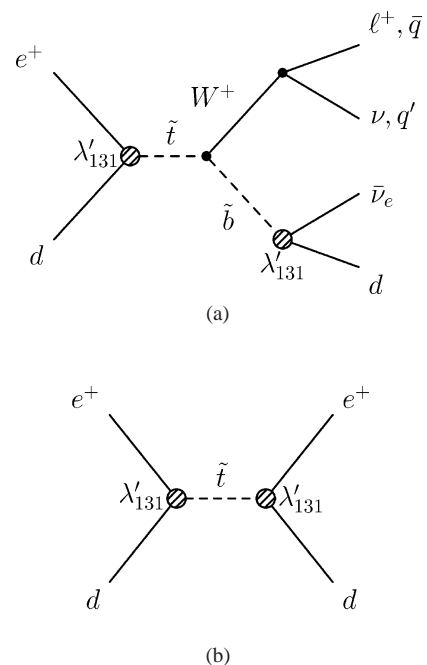


Fig. 1. Lowest order s channel diagram for \mathcal{R}_p stop production at HERA followed by (a) the bosonic decay of the stop and (b) the \mathcal{R}_p decay of the stop.

sbottom decay into SM particles, $\tilde{b} \xrightarrow{\lambda'} \bar{\nu}_e d$, is also R-parity violating. This decay mode is experimentally investigated for the first time. The analysis includes both leptonic and hadronic W decays. A scenario is investigated, in which decays of the light squarks into neutralinos and charginos are kinematically not possible. In order to cover all decay modes, the \mathcal{R}_p decay

¹⁸ In the following, the term *electron* refers to both electrons and positrons.

$\tilde{t} \xrightarrow{\lambda'} e^+d$ is also considered. The corresponding diagrams are shown in Fig. 1. At HERA, stop quarks with masses close to the kinematic limit of ~ 300 GeV can be produced. Such high masses are kinematically inaccessible at LEP and the bosonic stop decay modes considered are difficult to observe at the tevatron.

The analysis uses the data collected with the H1 detector in positron–proton scattering in the years 1994–2000, where the energy of the incoming positron is $E_e = 27.6$ GeV. The proton energy in 1994–1997 is $E_p = 820$ GeV, which leads to a centre-of-mass energy of $\sqrt{s} = 301$ GeV. The data correspond to an integrated luminosity of $\mathcal{L}_{301} = 37.9$ pb $^{-1}$. In the years 1999 and 2000, where the proton energy is $E_p = 920$ GeV and the centre-of-mass energy is $\sqrt{s} = 319$ GeV, the data recorded correspond to an integrated luminosity of $\mathcal{L}_{319} = 67.9$ pb $^{-1}$.

2. Phenomenology

The most general supersymmetric theory which is gauge invariant with respect to the Standard Model gauge group allows Yukawa couplings between two SM fermions and a squark or a slepton. These couplings induce violation of R-parity, defined as $R_p = (-1)^{3n_B+n_L+2S}$, where n_B is the baryon number, n_L is the lepton number and S is the spin of a particle. At HERA the Yukawa couplings between a lepton–quark pair and a squark are of particular interest [6]. Here the resonant production of stop quarks and the \not{R}_p decay of stop and sbottom quarks via a non-vanishing coupling λ'_{131} are investigated. Both processes are described by the Lagrangian

$$\mathcal{L}_{\not{R}_p} \sim \lambda'_{131} e_L \tilde{t}_L \bar{d}_R + \lambda'_{131} \nu_{e,L} \tilde{b}_L \bar{d}_R, \quad (1)$$

where the indices L and R denote the left and right states of the fermionic fields and their corresponding scalar superpartners. The coupling λ'_{131} is a free parameter of the model with the subscripts 131 being the generation indices.

In the third generation large mixings between \tilde{q}_L and \tilde{q}_R are conceivable [1]. Because of the structure of the squark mass matrices the stop and sbottom are the most likely candidates for the lightest squark states. The mixing angles $\theta_{\tilde{q}}$ (with $\tilde{q} = \tilde{t}$ or $\tilde{q} = \tilde{b}$) parame-

Table 1

Analysed stop decay channels in \not{R}_p SUSY. The \not{R}_p processes are indicated by the coupling λ' , and \not{p}_\perp denotes the missing transverse momentum

| Channel | Decay process | Signature |
|---------------------|---|-----------------------------|
| | $\tilde{t} \rightarrow \tilde{b}W$ | |
| | $\xrightarrow{\lambda'} d\bar{\nu}_e$ | |
| $je\not{p}_\perp$ | $W \rightarrow e\nu_e$ $\rightarrow \tau\nu_\tau \rightarrow e\nu\nu\nu$ | jet + $e + \not{p}_\perp$ |
| $j\mu\not{p}_\perp$ | $W \rightarrow \mu\nu_\mu$ $\rightarrow \tau\nu_\tau \rightarrow \mu\nu\nu\nu$ | jet + $\mu + \not{p}_\perp$ |
| $jjj\not{p}_\perp$ | $W \rightarrow q\bar{q}'$ | 3jets + \not{p}_\perp |
| ed | $\tilde{t} \xrightarrow{\lambda'} ed$ | jet + high $P_{T,e}$ |

terise the mass eigenstates,

$$\begin{aligned} \tilde{q}_1 &= \tilde{q}_L \cos\theta_{\tilde{q}} + \tilde{q}_R \sin\theta_{\tilde{q}} \quad \text{and} \\ \tilde{q}_2 &= -\tilde{q}_L \sin\theta_{\tilde{q}} + \tilde{q}_R \cos\theta_{\tilde{q}}, \end{aligned} \quad (2)$$

with the convention $M_{\tilde{q}_1} < M_{\tilde{q}_2}$. Since the \not{R}_p stop interaction involves only the \tilde{t}_L component of the fields, the production cross sections of stop quarks scale as

$$\sigma_{\tilde{t}_1} \sim \lambda'^2_{131} d(x) \cos^2\theta_{\tilde{t}} \quad \text{and} \quad \sigma_{\tilde{t}_2} \sim \lambda'^2_{131} d(x) \sin^2\theta_{\tilde{t}}, \quad (3)$$

$d(x)$ being the probability of finding a d quark in the proton with a momentum fraction $x = M_{\tilde{t}_{1,2}}^2/s$, where $M_{\tilde{t}_{1,2}}$ denotes the stop masses. The lighter state does not necessarily have the larger production cross section. However, in the SUSY parameter space investigated in this Letter, it is assumed that $M_{\tilde{t}_2}$ is large enough to ensure that the resonant production of \tilde{t}_2 can be neglected. Therefore in the following the notation \tilde{t} will indicate the lighter \tilde{t}_1 .

Searches for fermionic squark decays via their usual gauge couplings (into neutralinos, charginos or gluinos) are presented in [2]. In the present, complementary analysis the SUSY parameter space is chosen such that these decays are kinematically suppressed. It is moreover assumed that the sbottom quark \tilde{b}_1 (denoted by \tilde{b}) is lighter than the lightest stop, such that the only possible decay modes are $\tilde{t} \rightarrow \tilde{b}W$ with $W \rightarrow f\bar{f}'$ and the \not{R}_p decay into SM fermions, $\tilde{t} \rightarrow e^+d$. It has been checked that the loop decay into a charm quark and a neutralino, when kinematically allowed, is negligible compared with the \not{R}_p stop decay for the values of λ'_{131} which can currently

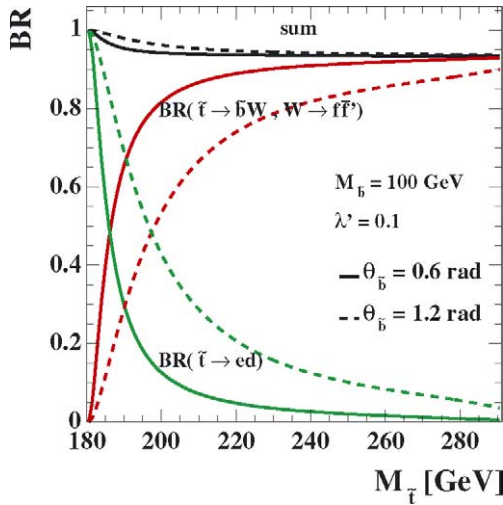


Fig. 2. Examples of the stop branching ratios as a function of the stop mass for $M_b = 100$ GeV and $\lambda'_{131} = 0.1$, when the fermionic decay modes of the stop via the usual gauge couplings are kinematically suppressed. The solid lines show the branching ratios for $\theta_b = 0.6$ and the dashed lines for $\theta_b = 1.2$. The sum of the branching ratios is slightly less than one since hadronic τ decays following $W \rightarrow \nu\tau$ are not considered.

be probed at HERA. It has also been verified that the three-body decays via an off-shell W can be neglected compared with the \mathcal{R}_p decay of the stop. Thus, only the region $M_t > M_b + M_W$ is investigated here, where the stop quark can decay into a sbottom quark and a real W . The branching ratio $BR_{\tilde{t} \rightarrow \tilde{b}W}$ for this decay mode depends only on the masses of the squarks involved, the \mathcal{R}_p coupling λ'_{131} and the mixing angle θ_b . It is proportional to $\cos^2 \theta_b$. This branching ratio is shown, for example, values of M_b and λ'_{131} as a function of the stop mass in Fig. 2. Under the assumption that squark gauge decays into fermions are kinematically suppressed, the sbottom will subsequently undergo the \mathcal{R}_p decay $\tilde{b} \rightarrow \bar{\nu}_e d$ and several final states can be investigated depending on the W decay mode. The four signatures considered in this analysis are given in Table 1, with the corresponding diagrams shown in Fig. 1. Taking into account the lower bound from LEP on the sbottom mass [7], the mass range chosen is $180 \text{ GeV} < M_t < 290 \text{ GeV}$ and $100 \text{ GeV} < M_b < 210 \text{ GeV}$.

The interpretation of the results is performed within a minimal supersymmetric Standard Model (MSSM) in which the masses of the neutralinos and charginos,

as well as the couplings between any two SUSY particles and a Standard Model fermion/boson, are determined by the usual MSSM parameters: the “mass” term μ which mixes the Higgs superfields, the soft SUSY-breaking mass parameters M_1 and M_2 for $U(1)$ and $SU(2)$ gauginos and $\tan\beta$, the ratio of the vacuum expectation values of the two neutral scalar Higgs fields. The relation $M_1 = (5/3) \tan^2 \theta_W M_2$ is assumed to hold [1]. These parameters are defined at the electroweak scale. All squark masses as well as the squark mixings $\theta_{\tilde{t}}$ and $\theta_{\tilde{b}}$ are free parameters in this model. The squark mass splittings are related to the trilinear couplings A_t , A_b and the parameters μ and $\tan\beta$ by

$$M_{\tilde{t}_1}^2 - M_{\tilde{t}_2}^2 = \frac{M_{\tilde{t}}(A_t - \mu \cot\beta)}{\sin 2\theta_{\tilde{t}}} \quad \text{and} \quad (4)$$

$$M_{\tilde{b}_1}^2 - M_{\tilde{b}_2}^2 = \frac{2M_b(A_b - \mu \tan\beta)}{\sin 2\theta_{\tilde{b}}}$$

with M_t and M_b being the top and bottom masses, respectively.

3. The H1 detector

A detailed description of the H1 detector can be found in [8]. The H1 detector components relevant to the present analysis are briefly described here. The right-handed coordinate system used is centered on the nominal interaction point with the positive z -direction defined to be along the incident proton beam. The Liquid Argon (LAr) calorimeter is used to identify jets and electrons and covers the polar angle range $4^\circ < \theta < 154^\circ$ with full azimuthal acceptance. It has an energy resolution of $\sigma(E)/E \approx 12\%/\sqrt{E/\text{GeV}} \oplus 1\%$ for electrons and $\sigma(E)/E \approx 50\%/\sqrt{E/\text{GeV}} \oplus 2\%$ for hadrons, as obtained in test beam measurements. The energy measurement is complemented by a calorimeter in the backward region [8,9]. The central and forward tracking detectors are used to measure charged particle trajectories, to reconstruct the interaction vertex and to supplement the measurement of the hadronic energy. The central part of the detector is surrounded by a superconducting magnetic coil with a strength of 1.15 T. The iron return yoke is the outermost part of the detector and is equipped with streamer tubes to form the central muon detector ($4^\circ < \theta < 171^\circ$). It is supplemented by the forward muon spectrometer ($3^\circ < \theta < 17^\circ$) which uses

a toroidal magnetic field. The luminosity is determined from the rate of the Bethe–Heitler process $ep \rightarrow ep\gamma$, detected in a calorimeter located downstream of the interaction point. The main triggers for the processes investigated are provided by the LAr calorimeter and their efficiencies are close to 100%.

4. Monte Carlo event generation and simulation

For each possible SM background source a detailed Monte Carlo simulation of the H1 detector response is performed. All processes are generated with an integrated luminosity much higher than that of the data.

To determine the contribution of neutral current (NC) deep inelastic scattering (DIS) events $ep \rightarrow ejX$, where j indicates a jet, the RAPGAP [10] event generator is used, which includes the Born, QCD Compton and boson gluon fusion matrix elements. Higher order QCD radiative corrections are modelled using leading logarithmic parton showers [11]. An important SM background for the bosonic stop decay channels is charged current (CC) deep-inelastic scattering, which is simulated using DJANGO [12]. QCD radiation is implemented to first order via matrix elements, while higher orders are modelled by parton shower cascades generated using the colour-dipole model, as implemented in ARIADNE [13]. In both generators QED radiative effects arising from real photon emission are simulated using HERACLES [14]. For the simulation of the direct and resolved photoproduction of jets, $ep \rightarrow (e)jjX$, the PYTHIA 6.1 program [15] is used, which includes light and heavy quark flavours. It contains the QCD Compton and boson gluon fusion matrix elements and radiative QED corrections. In the above event generators the parton densities in the proton are taken from the CTEQ5L [16] parameterisation. The most important SM background to the leptonic W decay channels is the production of W bosons, calculated in leading order (LO) using EPVEC [17]. By reweighting the events as a function of the transverse momentum and rapidity of the W boson, next-to-leading order QCD corrections are accounted for [18]. The production of multi-lepton events may also contribute to the SM background for the leptonic W decay channels when one lepton is undetected and some fake missing transverse momentum is reconstructed. This process is generated with the GRAPE [19] program.

The predictions of the RAPGAP, DJANGO and PYTHIA models are scaled by a factor of 1.2 for cases where three jets are required. This factor accounts for deficiencies in the parton shower model for multi-jet production and is obtained by comparison with data [20].

For the SUSY signal simulation and the calculation of its cross section SUSYGEN [21] is used which relies on the LO amplitudes for $ed \rightarrow \tilde{b}W$ given in [5]. The parton densities are taken from the CTEQ5L parameterisation and evaluated at the scale of the stop mass. All bosonic stop decay topologies are simulated for a wide range of stop and sbottom masses in a grid with steps of typically 20 GeV; for the \tilde{t}_p stop decay only the stop mass is varied. The events are passed through a detailed simulation of the H1 detector. These simulations allow the signal detection efficiencies as a function of the stop (and sbottom) masses to be determined in the entire phase space since the mass steps are sufficiently small for linear interpolations to be used. The variation of the efficiencies with the coupling λ'_{131} when the stop mass and width are both large is also taken into account.

5. Event selection and analysis

The selection of the event topologies, as given in Table 1, relies on the identification of jets, leptons and missing transverse momentum, as detailed below. The primary interaction vertex has to be reconstructed within 35 cm in z of the nominal position of the vertex. Non- ep background is rejected by searching for event topologies typical of cosmic ray and beam-induced background [22] and the event timing is required to be consistent with the ep bunch crossing.

5.1. Particle identification

The *electron* identification is based on the measurement of a compact and isolated electromagnetic shower in the LAr calorimeter. The hadronic energy within a cone defined by $R = \sqrt{(\Delta\eta)^2 + (\Delta\phi)^2} < 0.5$ around the electron direction is required to be below 2.5% of the electron energy. Here, $\eta = -\ln(\tan(\theta/2))$ is the pseudorapidity and ϕ denotes the azimuthal angle. For electron polar angles in the region $10^\circ < \theta_e < 140^\circ$ a high quality track is also required to be asso-

ciated to the electromagnetic cluster. This allows efficient rejection of photons which convert late in the central tracker material.

The *muon* identification is based on the measurement of a track segment or an energy deposit in the instrumented iron associated with a charged particle track in the inner tracking systems [4]. In addition, a track in the forward muon system is taken as a muon candidate. The muon momentum is measured from the track curvature in the solenoidal or toroidal magnetic field. A muon candidate should not deposit more than 8 GeV in the LAr calorimeter. The distance between the muon candidate and the nearest track is required to be $R > 0.5$. If two muons are present in an event, a cut on the opening angle between them and the sum of their polar angles is applied to reject cosmic muons.

Jets are reconstructed from energy deposits in the LAr calorimeter combined with well measured tracks using a modified inclusive k_{\perp} algorithm [23,24] in the laboratory frame. Electron and muon candidates are excluded from the algorithm. Only jets in the polar angle range $7^{\circ} < \theta_{\text{Jet}} < 140^{\circ}$ are considered to ensure that they are reliably measured. To reject electrons which are misidentified as jets, topological criteria for electron-jet separation are applied. About 80% of fake jets and 3% of genuine jets are rejected, as determined from simulations.

The *missing transverse momentum* \cancel{p}_{\perp} is derived from a summation over all identified particles and energy deposits in the event. In the channels where one or more neutrinos are expected, an event is only accepted if the energy and the momentum in the beam direction fulfil $\sum_i (E_i - P_{z,i}) < 50$ GeV, where E_i is the energy and $P_{z,i}$ is the z component of the momentum and the index i runs over all hadronic and electromagnetic objects and muons. This requirement reduces the contamination due to badly measured NC DIS events¹⁹ where fake missing transverse momentum is reconstructed.

5.2. Systematic uncertainties

The sources of experimental and theoretical systematic uncertainties considered in this analysis are

¹⁹ A NC DIS event is expected to have $\sum_i (E_i - P_{z,i}) = 2E_e = 55.2$ GeV due to energy and momentum conservation.

described in the following. They are added in quadrature.

- The electromagnetic energy scale uncertainty is between 0.7% and 3% depending on the particle's impact position on the LAr calorimeter [22]. The uncertainty on the polar angle of electromagnetic clusters varies between 1 mrad and 3 mrad, depending on θ [22]. The uncertainty on the azimuthal angle is 1 mrad. The tracking efficiency is known with a precision of 2% for polar angles above 37° and deteriorates to 15% in the forward region.
- The muon P_T scale uncertainty is 5%. The uncertainty on the polar angle is 3 mrad and on the azimuthal angle is 1 mrad.
- The hadronic energy scale of the LAr calorimeter is known to 2%. The uncertainty on the jet polar angle determination is 5 mrad for $\theta < 30^{\circ}$ and 10 mrad for $\theta > 30^{\circ}$.
- The uncertainty on the integrated luminosity results in an overall normalisation error of 1.5%.
- Depending on the SM production process different theoretical uncertainties are used. These amount to 15% for W production, 10% for NC DIS processes and 15% for photoproduction. For $ep \rightarrow \nu jjjX$ reactions, the theoretical uncertainties are about 20%, which takes into account the deficiencies of the parton shower modelling of multi-jet production.
- For the SUSY signal detection efficiencies, an uncertainty of 10% is assumed resulting mainly from the linear interpolation in the grid of simulated mass values. An additional theoretical systematic error, mainly due to the uncertainties on the parton densities, affects the signal cross section. This uncertainty varies between 12% at lower stop masses ($x \approx 0.3$) up to 50% for stop masses of 290 GeV ($x \approx 0.8$) at $\sqrt{s} = 319$ GeV. An additional uncertainty of 7% on the signal cross section [2] arises from the variation of the scale at which the parton densities are evaluated.

5.3. Analysis of the bosonic stop decay channels

According to Table 1 the bosonic stop decay leads to three different final state topologies. If the W boson decays into leptons, the signature is a jet, a lepton

(electron or muon) and missing transverse momentum ($je\cancel{p}_\perp$ channel and $j\mu\cancel{p}_\perp$ channel). The W decay into $\nu_\tau\tau$, where $\tau \rightarrow \text{hadrons} + \nu$, is not investigated in this Letter. If the W decays into hadrons the signature is three jets and missing transverse momentum ($jjj\cancel{p}_\perp$ channel). The selection of the final states analysed is described in the following sections.

5.3.1. The channels $\tilde{t} \rightarrow je\cancel{p}_\perp$ and $\tilde{t} \rightarrow j\mu\cancel{p}_\perp$

The selection criteria for the $je\cancel{p}_\perp$ and $j\mu\cancel{p}_\perp$ channels are the following.

- A lepton must be found with $P_T^\ell > 10$ GeV and with polar angle $5^\circ < \theta_e < 120^\circ$ for the electron and $10^\circ < \theta_\mu < 120^\circ$ for the muon.
- A jet must be found with $P_T^{\text{Jet}} > 10$ GeV within the angular range $7^\circ < \theta_{\text{Jet}} < 140^\circ$.
- The total missing transverse momentum must satisfy $\cancel{p}_\perp > 12$ GeV.
- The difference in azimuthal angle between the lepton l and the direction of the system X_{tot} , composed of all other measured particles in the event, must be $\Delta\phi(l - X_{\text{tot}}) < 165^\circ$. NC background events with a mismeasured electron are rejected by this cut.
- The azimuthal balance of the event must satisfy $V_{AP}/V_P < 0.3$, where V_{AP}/V_P is defined as the ratio of the anti-parallel component to the parallel component of the measured calorimetric transverse momentum with respect to the direction of the total calorimetric transverse momentum [25]. This cut removes NC DIS events which generally have high values of V_{AP}/V_P .
- In the $je\cancel{p}_\perp$ channel, the variable $y_e = 1 - E'_e(1 - \cos\theta_e)/(2E_e)$, where E'_e denotes the energy of the scattered electron, is required to fulfil $y_e > 0.3$. This cut reduces the remaining NC DIS background, since particles coming from a bosonic stop decay will be boosted in the forward direction, leading to a rising $d\sigma/dy$ distribution. This contrasts with the steeply falling $d\sigma/dy \sim y^{-2}$ distribution of NC DIS events.

The stop mass cannot be reconstructed in these channels since there are two neutrinos in the final state. Therefore the transverse mass distributions are inves-

tigated. The transverse mass is defined as

$$M_T = \sqrt{(\cancel{p}_\perp + P_T^\ell + P_T^{\text{Jet}})^2 - (\vec{\cancel{p}}_\perp + \vec{P}_T^\ell + \vec{P}_T^{\text{Jet}})^2}, \quad (5)$$

where $\vec{\cancel{p}}_\perp$, \vec{P}_T^ℓ and \vec{P}_T^{Jet} are the missing transverse momentum, lepton and jet momentum, respectively. The transverse mass distributions are shown in Fig. 3a and b. In the $je\cancel{p}_\perp$ channel, 3 events are found while the expectation from the SM is 3.84 ± 0.92 events. In the $j\mu\cancel{p}_\perp$ channel, 8 events are found while 2.69 ± 0.47 are expected. This slight excess could be interpreted as a scalar top decaying via $\tilde{t} \rightarrow \tilde{b}W$ [5]. All 11 events in the $je\cancel{p}_\perp$ and $j\mu\cancel{p}_\perp$ channels were also found in [4], where additional events were selected since there were no explicit jet requirements. Between 60% and 70% of the SM expectation arises from the production of real W bosons. The numbers of events and the SM expectations can be found in Table 2. The stop signal efficiency amounts to typically 35–45% for the $je\cancel{p}_\perp$ channel and 30–40% for the $j\mu\cancel{p}_\perp$ channel and depends mainly on $M_{\tilde{t}}$ and $M_{\tilde{b}}$.

5.3.2. The channel $\tilde{t} \rightarrow jjj\cancel{p}_\perp$

For the $jjj\cancel{p}_\perp$ final state topology the following criteria are required.

- Three jets must be found with $P_T^{\text{Jet}1} > 20$ GeV, $P_T^{\text{Jet}2} > 15$ GeV and $P_T^{\text{Jet}3} > 10$ GeV, each with polar angle $7^\circ < \theta_{\text{Jet}} < 140^\circ$.
- The total missing transverse momentum must satisfy $\cancel{p}_\perp > 25$ GeV.
- The selection is restricted to $y_h > 0.4$ exploiting the different y_h distributions of the stop signal and the SM background. Here, y_h is calculated using $y_h = \sum_h (E_h - P_{z,h})/2E_e$ [26], where $\sum_h (E_h - P_{z,h})$ is calculated from the hadronic energy deposited in the detector.

Assuming that only one neutrino is present in the event and applying the constraints $\vec{\cancel{p}}_\perp = \vec{P}_T^\nu$ and $\sum_i (E_i - P_{z,i}) + (E_\nu - P_{z,\nu}) = 2E_e$, the neutrino four-vector can be calculated. Hence, the invariant mass M_{rec} can be reconstructed in this final state topology with a mass resolution of about 15 GeV. In Fig. 3c the reconstructed mass distribution for the $jjj\cancel{p}_\perp$ channel is shown. A total of 5 events are found

Table 2

Total number of selected events in the various stop decay channels for the H1 e^+p data at $\sqrt{s} = 301$ GeV, $\sqrt{s} = 319$ GeV and the combined data set. For the $je\cancel{p}_\perp$ and $j\mu\cancel{p}_\perp$ channels the SM expectations arising from W production are given in brackets

| Channel | $\sqrt{s} = 301$ GeV | | $\sqrt{s} = 319$ GeV | | Combined | |
|------------------------|----------------------|---|----------------------|---|----------|---|
| | Data | SM expectation | Data | SM expectation | Data | SM expectation |
| $je\cancel{p}_\perp$ | 1 | 1.16 ± 0.28 ($W: 0.75 \pm 0.12$) | 2 | 2.68 ± 0.64 ($W: 1.80 \pm 0.29$) | 3 | 3.84 ± 0.92 ($W: 2.55 \pm 0.41$) |
| $j\mu\cancel{p}_\perp$ | 4 | 0.84 ± 0.14 ($W: 0.57 \pm 0.09$) | 4 | 1.85 ± 0.33 ($W: 1.36 \pm 0.22$) | 8 | 2.69 ± 0.47 ($W: 1.93 \pm 0.31$) |
| $jjj\cancel{p}_\perp$ | 1 | 1.91 ± 0.54 | 4 | 4.33 ± 1.21 | 5 | 6.24 ± 1.74 |
| ed | 366 | 384 ± 45 | 734 | 736 ± 86 | 1100 | 1120 ± 131 |

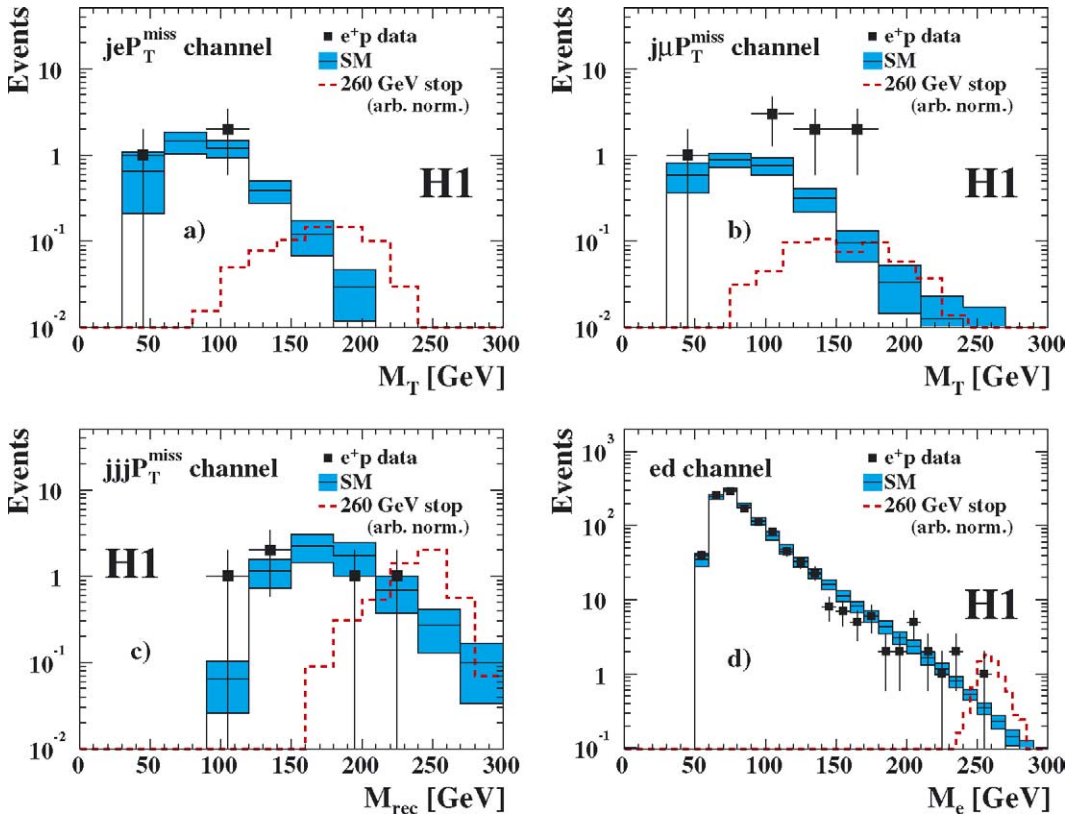


Fig. 3. Mass spectra for the H1 e^+p data: (a) transverse mass of the $je\cancel{p}_\perp$ channel; (b) transverse mass of the $j\mu\cancel{p}_\perp$ channel; (c) reconstructed mass of the $jjj\cancel{p}_\perp$ channel; (d) invariant mass distribution of the ed channel. The data are compared with the SM expectations with the systematic uncertainties shown as the shaded band. The expected signal from a \tilde{t} with mass 260 GeV is also shown with arbitrary normalisation.

while 6.24 ± 1.74 are expected from SM processes (see Table 2). The SM background arises predominantly from CC DIS processes. The stop detection efficiency is typically 35–50% in this final state topology.

5.4. Analysis of the R -parity violating stop decay channel $\tilde{t} \rightarrow ed$

For stop and sbottom masses for which $M_{\tilde{t}} \approx M_{\tilde{b}} + M_W$, the \cancel{R}_p decay $\tilde{t} \rightarrow ed$ becomes dominant (see

Fig. 2). Events from this process are characterised by high Q^2 NC DIS-like topologies. The momentum transfer squared, obtained from the scattered electron, is defined by $Q_e^2 = (P_T^e)^2 / (1 - y_e)$. Both the stop decay and the NC DIS final states consist of a jet and an electron with high transverse momenta. However, the distributions of the events in mass $M_e = \sqrt{x_e s}$ and y_e are different. Here, the Bjorken variable x_e is related to the other kinematic quantities by $Q_e^2 = x_e y_e s$. Stop decays via \cancel{p} lead to a resonance in the M_e distribution. In addition, stop quarks decay isotropically in their rest frame leading to a flat $d\sigma/dy$ distribution, contrasting with that of NC DIS events.

The selection criteria for the $\tilde{t} \rightarrow ed$ channel are the following.

- The longitudinal momentum loss is limited by requiring $40 \text{ GeV} < \sum_i (E_i - P_{z,i}) < 70 \text{ GeV}$.
- An electron must be found with $P_T^e > 20 \text{ GeV}$ and with polar angle $5^\circ < \theta_e < 120^\circ$.
- A jet must be found with $P_T^{\text{jet}} > 20 \text{ GeV}$ and with polar angle $7^\circ < \theta_{\text{jet}} < 140^\circ$.
- The total missing transverse momentum and $\sqrt{P_T^e}$ must fulfil $\cancel{p}_\perp / \sqrt{P_T^e} < 4\sqrt{\text{GeV}}$, which takes into account the energy resolution of the LAr calorimeter.
- Only events with $Q_e^2 > 2500 \text{ GeV}^2$ are considered.
- The selection is restricted to $y_e < 0.9$ to avoid the region where migration effects due to QED radiation in the initial state are largest. Background from photoproduction, where a jet is misidentified as an electron, is also suppressed by this cut.
- In order to maximise the signal sensitivity, a mass dependent lower y_e cut is applied as in [2], which exploits the differences in the M_e and y_e distributions between the SUSY signal and the DIS background.

The M_e spectrum for data and for the SM expectation are shown in Fig. 3d for all H1 e^+p data. The resolution in M_e is between 5 GeV and 9 GeV, depending on the stop mass. No significant deviation from the SM is found. In particular, at masses above $\sim 180 \text{ GeV}$ where the stop signal is searched for, no significant peak is observed in the data. A total of 1100 events are found, while 1120 ± 131 are expected from SM processes, mainly from NC DIS events. The num-

bers of events and the SM expectations can be found in Table 2. In the ed channel, the typical stop signal efficiency is about 30–45%.

6. Results of SUSY analysis

6.1. Interpretation of bosonic stop decay searches

In the $j\mu\cancel{p}_\perp$ channel a slight excess of events compared with the SM expectation is observed, confirming the previous H1 analysis [4]. All other channels are in good agreement with the SM (see Table 2).

Assuming the presence of a stop of mass $M_{\tilde{t}}$ decaying bosonically, the observed event yields are used to determine the allowed range for a stop production cross section $\sigma_{\tilde{t}}$. The number of observed and expected events satisfying the relevant selection cuts, N_{data} and N_{SM} , are integrated within a mass bin (transverse mass bin) around the calculated stop mass (transverse mass), corresponding to the decay channel under consideration. The width of the mass bin is adjusted to the expected mass resolution, such that each bin contains events reconstructed within ± 2 standard deviations of the given stop mass. A signal cross section $\sigma_{\tilde{t}}$ dependent on the stop mass can be determined from N_{data} and N_{SM} in each bosonic decay channel by folding in the signal efficiency ϵ , the \tilde{t} and W branching ratios $BR_{\tilde{t} \rightarrow \tilde{b}W} \cdot BR_{W \rightarrow f\bar{f}'}$, and taking into account the integrated luminosities \mathcal{L}_{301} and \mathcal{L}_{319} :

$$\sigma_{\tilde{t}}(M_{\tilde{t}}) = \frac{N_{\text{data}} - N_{\text{SM}}}{\epsilon \cdot BR_{\tilde{t} \rightarrow \tilde{b}W} \cdot BR_{W \rightarrow f\bar{f}'}} \cdot \frac{1}{r_\sigma \cdot \mathcal{L}_{301} + \mathcal{L}_{319}}. \quad (6)$$

Here, r_σ is the ratio of the theoretical stop production cross sections at $\sqrt{s} = 301 \text{ GeV}$ and $\sqrt{s} = 319 \text{ GeV}$. The branching ratio for $\tilde{t} \rightarrow \tilde{b}W$ is assumed to be $BR_{\tilde{t} \rightarrow \tilde{b}W} = 100\%$. The uncertainty on the cross section, $\Delta\sigma_{\tilde{t}}$, is determined from the statistical error on the number of observed events and the systematic uncertainty on the SM prediction. The bands in Fig. 4 represent the allowed cross section regions for all bosonic decay channels. The band for the $j\mu\cancel{p}_\perp$ channel is narrow due to the large branching ratio $BR_{W \rightarrow q\bar{q}'}$.

From Fig. 4 it can be seen that the excess observed in the $j\mu\cancel{p}_\perp$ channel cannot be interpreted as a stop signal since it is not supported by the other decay

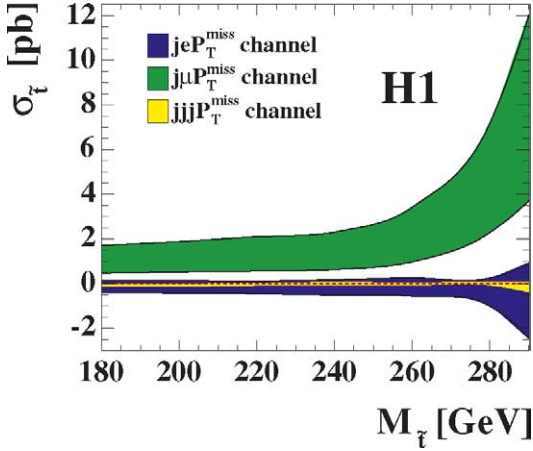


Fig. 4. Bands representing the allowed stop cross section regions $\sigma_T \pm \Delta\sigma_T$ as a function of the stop mass as obtained from the analysis of each bosonic stop decay channel.

modes. For instance, the probability that the observed event rate in the $jjj\cancel{P}_\perp$ channel fluctuates upwards to produce at least the number of events expected on the basis of the signal in the $j\mu\cancel{P}_\perp$ channel is around 1%, depending slightly on the stop mass. Hence, exclusion limits on the \cancel{R}_p SUSY model described in Section 2 are derived.

6.2. Exclusion limits in the MSSM

The results from the selection channels considered in this Letter are combined to derive constraints in the MSSM. For a given set of parameters, the neutralino and chargino masses and the branching ratios of all stop and sbottom decay modes are calculated. The gluino mass is taken to be above 200 GeV such that decays of \tilde{t}_1 and \tilde{b}_1 into gluinos are kinematically not possible. The production of the heavier stop is kinematically suppressed (see Section 2). An upper limit σ_{lim} on the stop production cross section is calculated at the 95% confidence level (CL) using a modified frequentist approach based on likelihood ratios [27].

Each considered channel contributes via its branching ratio, the signal efficiencies and the number of observed and expected events within sliding mass bins (transverse mass bins). Although the selection criteria for the various channels are not explicitly exclusive, it was checked that double counting of events is negli-

ble. The given set of model parameters is excluded if it predicts a cross section which is larger than σ_{lim} .

In order to investigate systematically the dependence of the sensitivity on the MSSM parameters, a scan of the SUSY parameter space is performed. The SUSY parameter space is selected such that the combined branching ratio is

$$BR_{\text{tot}} = BR_{\tilde{t} \rightarrow ed} + BR_{\tilde{t} \rightarrow \bar{b}W} \cdot BR_{\tilde{b} \rightarrow ved} > 85\%. \quad (7)$$

The parameter M_2 is set to 1000 GeV and μ is restricted to the range $400 \text{ GeV} < \mu < 1000 \text{ GeV}$, which ensures that the gaugino masses are large. The mixing angles $\theta_{\tilde{t}}$ and $\theta_{\tilde{b}}$ are allowed to vary between 0.6 rad and 1.2 rad. For a given value of $\tan\beta$ the parameters $M_{\tilde{t}_1}$, $M_{\tilde{b}_1}$, $\theta_{\tilde{t}}$, $\theta_{\tilde{b}}$ and μ are scanned. The results are not sensitive to A_t and A_b , provided the stop and sbottom mass splittings, see Eq. (4), are large enough.

For each point in the 5-dimensional parameter space an upper bound on the coupling λ'_{131} is obtained. The resulting limits are given for two cases: (i) every point of the scanned SUSY parameter space is excluded, (ii) at least one point in the scanned SUSY parameter space is excluded. The resulting limits obtained for $\tan\beta = 10$ are shown in Fig. 5a and b in the $(M_{\tilde{t}}, M_{\tilde{b}})$ plane for $\lambda'_{131} = 0.1$ and $\lambda'_{131} = \sqrt{4\pi\alpha_{em}} = 0.3$. At $\lambda'_{131} = 0.1$ stop masses $M_{\tilde{t}} \lesssim 250 \text{ GeV}$ can be excluded, while masses $M_{\tilde{t}} \lesssim 275 \text{ GeV}$ are excluded at a Yukawa coupling of electromagnetic strength, i.e., $\lambda'_{131} = 0.3$. The resulting limits projected on the $(M_{\tilde{t}}, \lambda'_{131})$ plane for $M_{\tilde{b}} = 100 \text{ GeV}$ are shown in Fig. 5c. For $M_{\tilde{t}} = 200 \text{ GeV}$, couplings $\lambda'_{131} \gtrsim 0.03$ are ruled out and for $M_{\tilde{t}} = 275 \text{ GeV}$ the allowed domain is $\lambda'_{131} \lesssim 0.3$. The limits do not significantly depend on $\tan\beta$ or on M_2 , provided that $M_2 > 400 \text{ GeV}$, which has been checked by repeating the analysis with $\tan\beta = 2$ or $M_2 = 400 \text{ GeV}$.

7. Conclusions

A search is performed for scalar top quarks resonantly produced in e^+p collisions at HERA in R-parity violating SUSY models. Final state topologies resulting from R-parity conserving bosonic stop decays or R-parity violating direct decays are considered. In the $j\mu\cancel{P}_\perp$ channel, a slight excess of events compared with the SM expectation is observed. Never-

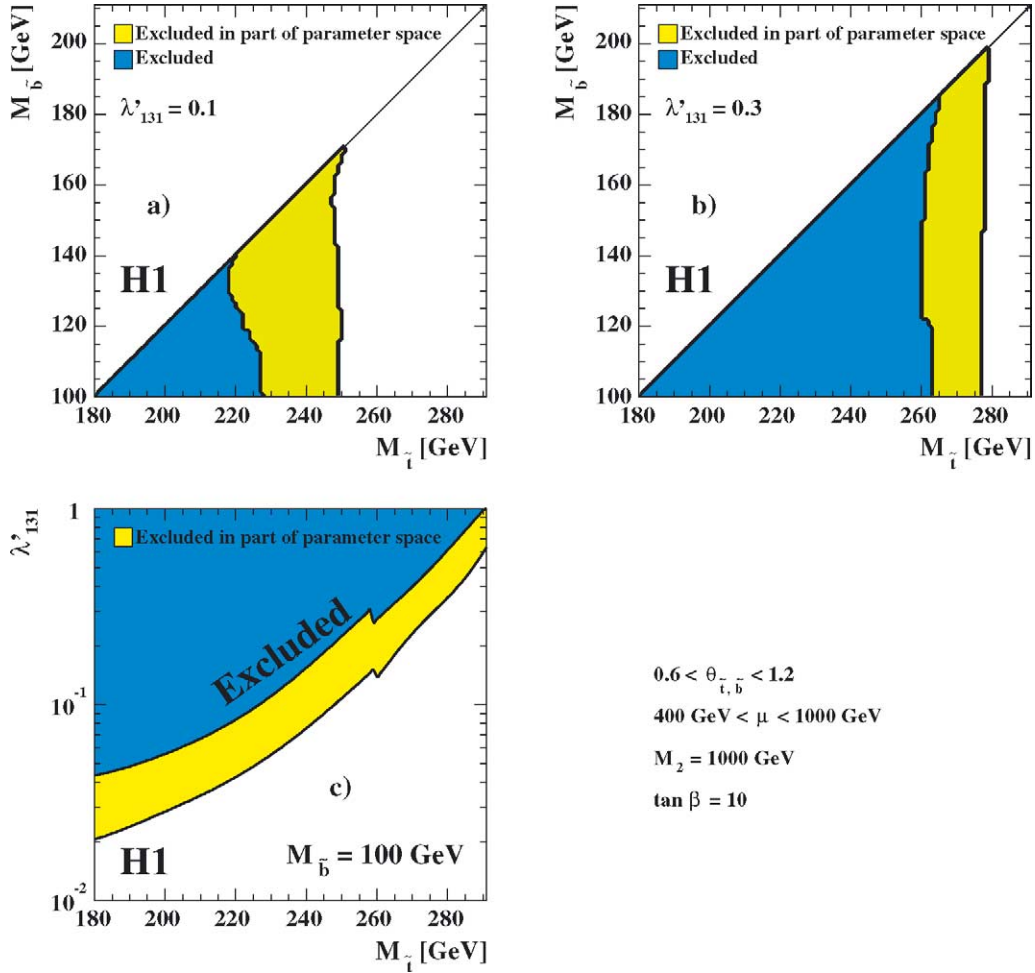


Fig. 5. Exclusion limits at the 95% CL in the $(M_t, M_{\bar{b}})$ plane for (a) $\lambda'_{131} = 0.1$ and (b) $\lambda'_{131} = 0.3$. (c) Exclusion limits at the 95% CL on the \not{K}_p coupling λ'_{131} as a function of the stop mass for $M_{\bar{b}} = 100$ GeV. The limits are derived from a scan of the MSSM parameter space as indicated in the legend. The two full curves indicate the regions excluded in all (dark) or part (light) of the parameter space investigated.

theless, no evidence for stop production is found, since this excess is not supported by the other three channels analysed in the present Letter.

For the first time, direct constraints on stop quarks decaying bosonically are derived. Including the direct \not{K}_p stop decay, mass dependent limits on the coupling λ'_{131} are obtained within a minimal supersymmetric Standard Model. In a large part of the model parameter space, the existence of stop quarks coupling to an e^+d pair with masses up to 275 GeV is excluded at the 95% CL for a strength of the Yukawa coupling of $\lambda'_{131} = \sqrt{4\pi\alpha_{em}} = 0.3$.

Acknowledgements

We are grateful to the HERA machine group whose outstanding efforts have made this experiment possible. We thank the engineers and technicians for their work in constructing and maintaining the H1 detector, our funding agencies for financial support, the DESY technical staff for continual assistance and the DESY directorate for support and for the hospitality which they extend to the non-DESY members of the collaboration.

References

- [1] For reviews on supersymmetry see:
H.P. Nilles, Phys. Rep. 110 (1984) 1;
H.E. Haber, G.L. Kane, Phys. Rep. 117 (1985) 75;
For a review on R-parity violating supersymmetry see: R. Barbier, et al., hep-ph/0406039, Phys. Rep., submitted for publication.
- [2] A. Aktas, et al., H1 Collaboration, hep-ex/0403027, Eur. Phys. J. C, submitted for publication.
- [3] C. Adloff, et al., H1 Collaboration, Eur. Phys. J. C 20 (2001) 639, hep-ex/0102050.
- [4] V. Andreev, et al., H1 Collaboration, Phys. Lett. B 561 (2003) 241, hep-ex/0301030.
- [5] T. Kon, T. Matsushita, T. Kobayashi, Mod. Phys. Lett. A 12 (1997) 3143, hep-ph/9707355.
- [6] J. Butterworth, H. Dreiner, Nucl. Phys. B 397 (1993) 3, hep-ph/9211204.
- [7] A. Heister, et al., ALEPH Collaboration, Eur. Phys. J. C 31 (2003) 1, hep-ex/0210014.
- [8] I. Abt, et al., H1 Collaboration, Nucl. Instrum. Methods A 386 (1997) 310;
I. Abt, et al., H1 Collaboration, Nucl. Instrum. Methods A 386 (1997) 348.
- [9] R.D. Appuhn, et al., H1 SPACAL Group, Nucl. Instrum. Methods A 386 (1997) 397.
- [10] H. Jung, Comput. Phys. Commun. 86 (1995) 147.
- [11] T. Sjöstrand, Phys. Lett. B 157 (1985) 321.
- [12] G.A. Schuler, H. Spiesberger, in: Proceedings Physics at HERA, vol. 3, 1992, p. 1419.
- [13] L. Lönnblad, Comput. Phys. Commun. 71 (1992) 15.
- [14] A. Kwiatkowski, H. Spiesberger, H.J. Möhring, Comput. Phys. Commun. 69 (1992) 155.
- [15] T. Sjöstrand, P. Eden, C. Friberg, L. Lönnblad, G. Miu, S. Mrenna, E. Norrbin, Comput. Phys. Commun. 135 (2001) 238, hep-ph/0010017.
- [16] H.-L. Lai, et al., Eur. Phys. J. C 12 (2000) 375, hep-ex/9903282.
- [17] U. Baur, J.A. Vermaseren, D. Zeppenfeld, Nucl. Phys. B 375 (1992) 3.
- [18] K.P. Diener, C. Schwanenberger, M. Spira, Eur. Phys. J. C 25 (2002) 405, hep-ph/0203269;
P. Nason, R. Rückl, M. Spira, J. Phys. G 25 (1999), hep-ph/9902296;
M. Spira, DESY-99-060, hep-ph/9905469.
- [19] T. Abe, Comput. Phys. Commun. 136 (2001) 126, hep-ph/0012029.
- [20] S. Caron, Jets in Photoproduction at HERA, RWTH Aachen, Germany, 2002, DESY-THESIS-2002-035.
- [21] S. Katsanevas, P. Morawitz, Comput. Phys. Commun. 112 (1998) 227, hep-ph/9711417;
N. Ghobane, S. Katsanevas, P. Morawitz, E. Perez, SUSY-GEN 3, hep-ph/9909499.
- [22] C. Adloff, et al., H1 Collaboration, Eur. Phys. J. C 30 (2003) 1, hep-ex/0304003.
- [23] S.D. Ellis, D.E. Soper, Phys. Rev. D 48 (1993) 3160, hep-ph/9305266.
- [24] S. Catani, Y.L. Dokshitzer, M.H. Seymour, B.R. Webber, Nucl. Phys. B 406 (1993) 187.
- [25] C. Adloff, et al., H1 Collaboration, Eur. Phys. J. C 13 (2000) 609, hep-ex/9908059.
- [26] A. Blondel, F. Jacquet, in: U. Amaldi (Ed.), Proceedings Study of an ep Facility for Europe, DESY report 79-48, 1979, p. 391.
- [27] T. Junk, Nucl. Instrum. Methods A 434 (1999) 435, hep-ex/9902006.